



## DIN Recticur fuses D - Type gR Fuses (DIAZED)

### RECTICUR - D Fuse links "ultra rapide"

Specifications : IEC 60 269-4  
 DIN-VDE 0636 Part 23 and Part 33  
 DIN 43653  
 DIN 49515  
 DIN 49522  
 DIN 43620

RECTICUR-type ultra-rapid fuses are used to protect semiconductor components in power converters. D fuse links are designed for rated voltages of 500 V AC with rated currents extending from 2 to 100A.

### Technical Notes

RECTICUR fuse links are equipped with fuse elements made of fine silver. The number and shape of their reductions in cross-section ensure satisfactory disconnection and optimum operating characteristics.

The design of the fuse element determines the characteristic curve and the remaining electrical properties of this fuse link.

Fuse links with gR characteristic provide total protection against overloading and against short-circuit currents.

### Breaking Capacity

The switching reliability of RECTICUR semiconductor fuses has been verified in numerous tests extending up to the highest short-circuit currents. Rated braking capacity is 100 kA (RMS) for D-fuse links.

#### RECTICUR D Fuse bases

RECTICUR D fuse links can be fitted in all normal fuse-bases of the D system, using all usual accessories such as screw-cap and adaptor sleeve.

1 - This indicates the following maximum loadings for the various individual fuse links :

- 63-A fuse link :  $I_{max} = 63 \text{ A} \times 0.7 = 44\text{A}$
- 50-A fuse link :  $I_{max} = 50 \text{ A} \times 0.7 = 35\text{A}$
- 35-A fuse link :  $I_{max} = 35 \text{ A} \times 0.7 = 25\text{A}$
- 25-A fuse link :  $I_{max} = 25 \text{ A} \times 0.9 = 22.5\text{A}$
- 20-A fuse link :  $I_{max} = 20 \text{ A} \times 0.9 = 18\text{A}$
- 16-A fuse link :  $I_{max} = 16 \text{ A} \times 1 = 16\text{A}$
- 10-A fuse link :  $I_{max} = 10 \text{ A} \times 1 = 10\text{A}$
- 6-A fuse link :  $I_{max} = 6 \text{ A} \times 1 = 6\text{A}$

2 - The following additional reduction-factors must be used in installation sites with ambient temperatures  $> 25^\circ\text{C}$

Ambient temp. ( $^\circ\text{C}$ ) T	$T \leq 25$	$25 < T \leq 30$	$30 < T \leq 35$	$35 < T \leq 40$	$40 < T \leq 45$	$45 < T \leq 50$	$50 < T \leq 55$
Max. loading of fuse link (%)	100	94	88	82	75	67	58



## DIN Recticur fuses D - Type Gr Fuses (DIAZED)

### RECTICUR - D Fuse links "ultra rapide"

RECTITUR D-Fuse links can be used in all fuse bases of the D-system using the usual accessories such as screw caps and gauge pieces.

RECTITUR D

Fuse links

500 VAC - 400 VDC

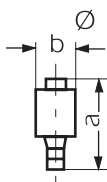
size D II, D III, D IV, operating class gR

### Main characteristics

For base	Rated current (A)	Pre-arcing I <sup>2</sup> t value (A <sup>2</sup> s)	Total I <sup>2</sup> t value at 380V (RMS) (A <sup>2</sup> s)	Total I <sup>2</sup> t value at 500V (RMS) (A <sup>2</sup> s)	Power loss (W)	Kg/100 pcs.
D II	2	1	2	3	1,8	3,1
	4	2	4	5	3,1	3,1
	6	4	6	9	3,2	3,1
	10	10	14	20	5,0	3,1
	16	26	40	55	5,8	3,1
	20	40	60	85	8,0	3,1
D III	25	95	140	200	12,2	3,1
	35	490	790	1100	14	5,3
	50	900	1480	2050	16	5,3
D IV	63	1580	2400	3200	19	5,3
	80	3200	5200	7300	35	11,0
	100	5600	10100	14000	41	11,0

### Dimensions

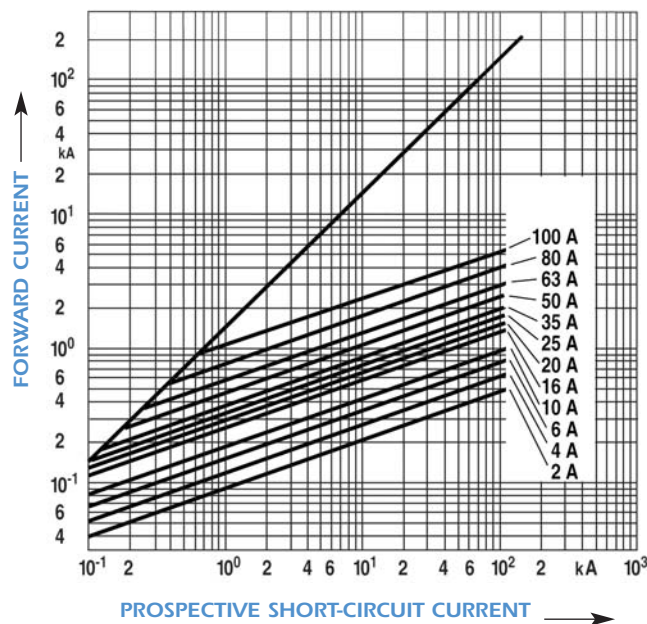
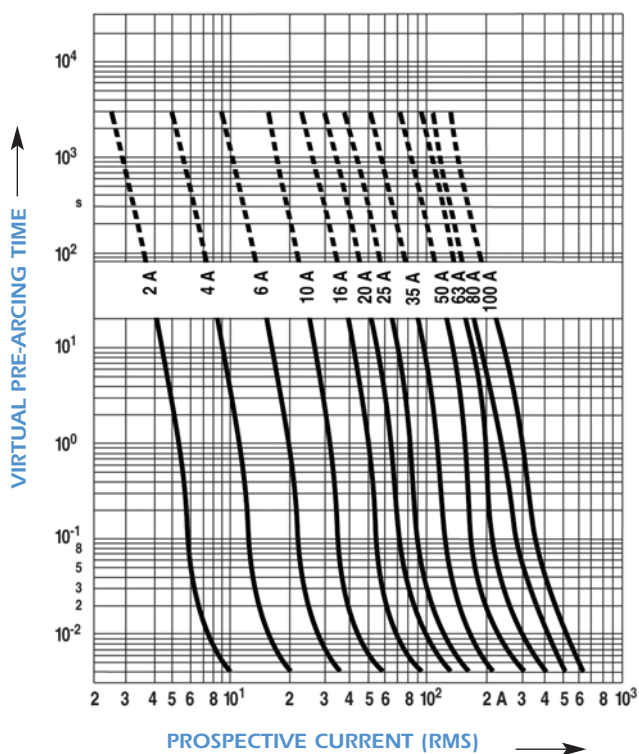
Dimensions	a	bØ
D II	50	22
DIII	50	27
DIV	57	33



## DIN Recticur fuses D - Type gR Fuses (DIAZED)

RECTICUR - D  
Fuse links "ultra rapide"

Size	Intensité (A)	Tension (VAC)	Reference	Previous Ref.	Catalog Number
D II	2	500VAC/ 400 VDC	Z212542	5970028	DIIGR50V2
D II	4	500VAC/ 400 VDC	K213058	5970048	DIIGR50V4
D II	6	500VAC/ 400 VDC	E214065	5970068	DIIGR50V6
D II	10	500VAC/ 400 VDC	M214578	5970108	DIIGR50V10
D II	16	500VAC/ 400 VDC	T215090	5970168	DIIGR50V16
D II	20	500VAC/ 400 VDC	T215596	5970208	DIIGR50V20
D II	25	500VAC/ 400 VDC	B216109	5970258	DIIGR50V25
D II	30	500VAC/ 400 VDC	Y216612	5970308	DIIGR50V30
D III	35	500VAC/ 400 VDC	K217129	5980358	DIIGR50V35
D III	50	500VAC/ 400 VDC	Q217640	5980508	DIIGR50V50
D III	63	500VAC/ 400 VDC	Y218153	5980638	DIIGR50V63
D IV	80	500VAC/ 400 VDC	B201251	5980808	DIVGR50V80
D IV	100	500VAC/ 400 VDC	M201767	5981008	DIVGR50V100
D V	125	500VAC/ 400 VDC	J207054	5961258	DIVGR50V125
D V	160	500VAC/ 400 VDC	C211510	5961608	DIVGR50V160
D.V	200	500VAC/ 400 VDC	G212020	5962008	DIVGR50V200





## DIN Recticur fuses D0 - Type gR Fuses (NEOZED)

### RECTICUR - D0 Fuse links "ultra rapide"

Specifications : IEC 60 269-4  
DIN-VDE 0636 Part 23 and Part 33  
DIN 43653  
DIN 49515  
DIN 49522  
DIN 43620

RECTICUR-type ultra-rapid fuses are used to protect semiconductor components in power converters. DO fuse links have a rated voltage of 440 V AC and are available within the rated current range extending from 2 to 100A.

#### Technical Notes

RECTICUR fuse links are equipped with fuse elements made of fine silver. The number and shape of their reductions in cross-section ensure satisfactory disconnection and optimum operating characteristics. The design of the fuse element determines the characteristic curve and the remaining electrical properties of this fuse link.

Fuse links with gR characteristic provide total protection against overloading and against short-circuit currents.

#### Breaking Capacity

The switching reliability of RECTICUR semiconductor fuses has been verified in numerous tests extending up to the highest short-circuit currents. Rated breaking capacity is 160 kA (RMS) for D0 fuse links.

#### RECTICUR DO Fuse links

RECTICUR DO fuse links can be fitted in all normal fuse-bases of the D0 system, using all usual accessories such as screw-cap and adaptor sleeve.

#### Fitting of LINO CUR switch-disconnector-fuse with RECTICUR D0 Fuse Links

This means that the use of D0 fuse links in combination with the LINO CUR switch-disconnector-fuse is subject to certain conditions.

1 - This indicates the following maximum loadings for the various individual fuse links :

63-A fuse link :  $I_{max} = 63 \text{ A} \times 0.7 = 44\text{A}$   
50-A fuse link :  $I_{max} = 50 \text{ A} \times 0.7 = 35\text{A}$   
35-A fuse link :  $I_{max} = 35 \text{ A} \times 0.7 = 25\text{A}$   
25-A fuse link :  $I_{max} = 25 \text{ A} \times 0.9 = 22.5\text{A}$   
20-A fuse link :  $I_{max} = 20 \text{ A} \times 0.9 = 18\text{A}$   
16-A fuse link :  $I_{max} = 16 \text{ A} \times 1 = 16\text{A}$   
10-A fuse link :  $I_{max} = 10 \text{ A} \times 1 = 10\text{A}$   
6-A fuse link :  $I_{max} = 6 \text{ A} \times 1 = 6\text{A}$

2 - The following additional reduction-factors must be used in installation sites with ambient temperatures  $> 25^{\circ}\text{C}$

Ambient temp. ( $^{\circ}\text{C}$ ) T	$T \leq 25$	$25 < T \leq 30$	$30 < T \leq 35$	$35 < T \leq 40$	$40 < T \leq 45$	$45 < T \leq 50$	$50 < T \leq 55$
Max. loading of fuse link (%)	100	94	88	82	75	67	58

## DIN Recticur fuses D0 - Type gR Fuses (NEOZED)

RECTICUR - D0  
Fuse links "ultra rapide"

RECTITUR D0

Fuse links

440 VAC up to 100 A

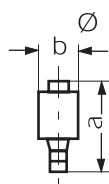
size D0 1, D0 2, D0 3, operating class gR

### Main characteristics

For base	Rated current (A)	Pre-arcing I <sup>2</sup> t value (A <sup>2</sup> s)	Total I <sup>2</sup> t value at 440V (RMS) (A <sup>2</sup> s)	Power loss (W)	Kg/100 pcs.
D01	2	3	3	1,5	0,62
	4	4	5	2,0	0,62
	6	5	10	2,3	0,62
	10	12	25	2,2	0,62
	16	40	75	3,3	0,62
D02	20	60	110	4,3	1,40
	25	90	180	6,0	1,40
	35	210	410	8,4	1,40
	50	830	1650	10,0	1,40
D03	63	1300	2500	13,9	1,40
	80	2100	4300	17,6	3,70
	100	3300	6600	21,0	4,10

### Dimensions

Dimensions	a	bØ
D01	36	11
D02	36	15,3
D03	43	22,5





## DIN Recticur fuses D0 - Type gR Fuses (NEOZED)

**RECTICUR - D0**  
Fuse links "ultra rapide"

Size	Intensité (A)	Tension (VAC)	Reference	Previous Ref.	Catalog Number
D01	2	440V	M215038	17000026	D01GR44V2
D01	4	440V	N218673	17000046	D01GR44V4
D01	6	440V	B219191	17000066	D01GR44V6
D01	10	440V	F219724	17000106	D01GR44V10
D01	16	440V	N222169	17000166	D01GR44V16
D02	20	440V	H222923	17010206	D02GR44V20
D02	25	440V	R200713	17010256	D02GR44V25
D02	35	440V	F201255	17010356	D02GR44V35
D02	50	440V	R201771	17010506	D02GR44V50
D02	63	440V	Y207113	17010636	D02GR44V63
D03	80	440V	G211514	17020806	D03GR44V80
D03	100	440V	L212024	17021006	D03GR44V100

Packaging:  
D01 50 pieces  
D02 25 pieces  
D03 10 pieces

